







-  Turbine Locations
-  Site Boundary
-  Substation
-  Met Mast
-  Access
-  Temporary Construction Compound

Scale: 1: 8000

Date: November 2006

Prepared by:  

Client: Coronation Power

Reaps Moss Wind Farm

Figure 2: Site Layout

© Crown Copyright Copied under licence